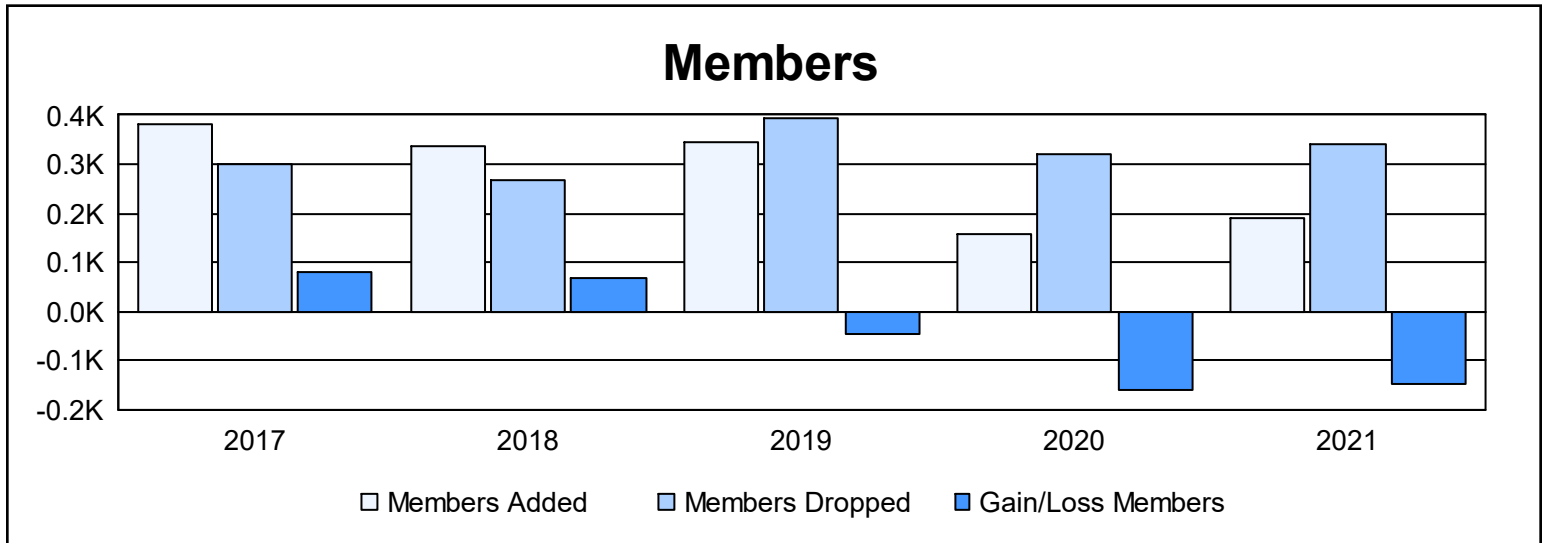
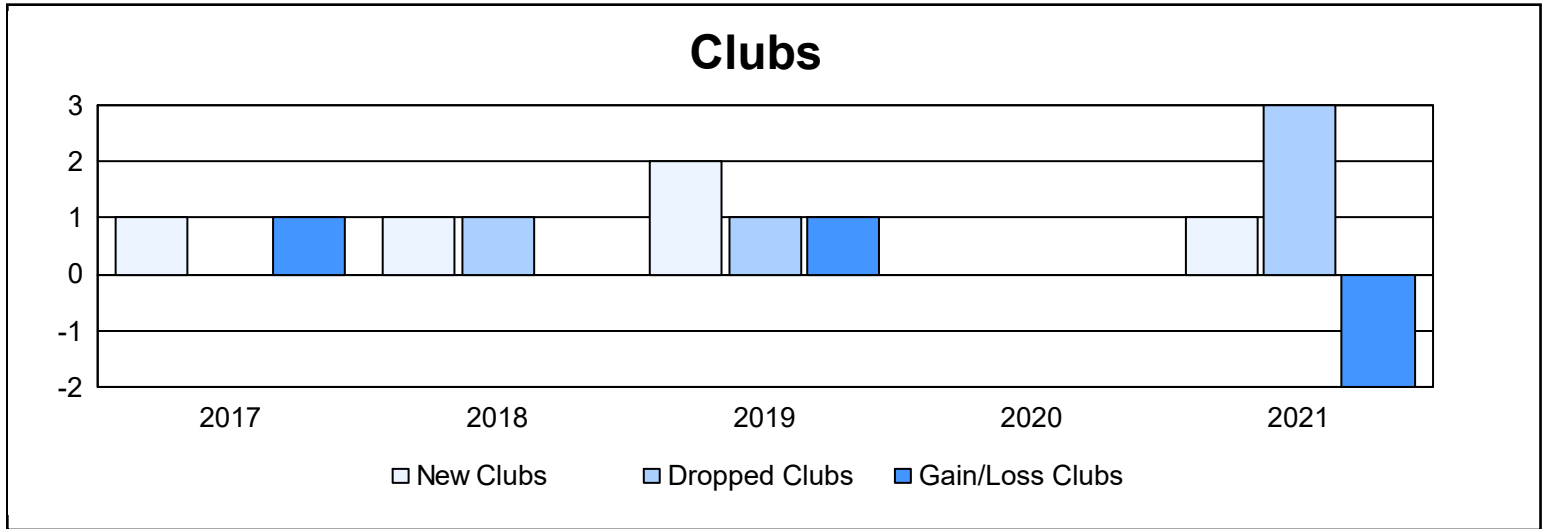
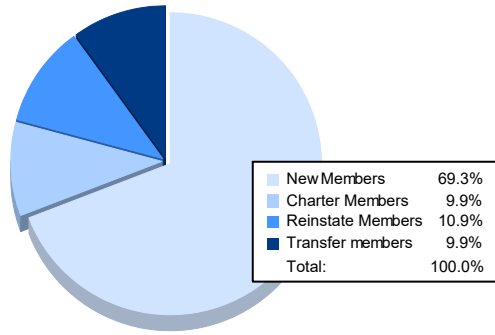


Year	New Clubs	Dropped Clubs	Gain/ Loss Clubs	New Members	Charter Members	Reinstate Members	Transfer Members	Total Member Added	Total Members Dropped	Gain/ Loss Members
2016-2017	1	0	1	331	36	2	12	381	301	80
2017-2018	1	1	0	284	42	7	4	337	268	69
2018-2019	2	1	1	231	66	24	24	345	393	-48
2019-2020	0	0	0	139	2	6	11	158	319	-161
2020-2021	1	3	-2	133	19	21	19	192	341	-149
<b>Average</b>	<b>1</b>	<b>1</b>	<b>0</b>	<b>224</b>	<b>33</b>	<b>12</b>	<b>14</b>	<b>283</b>	<b>324</b>	<b>-42</b>



### Membership Composition June 2021 Cumulative



### Gender Composition June 2021 Cumulative

